

Cultivation and fertilizer combination U 436 - one machine and many possibilities

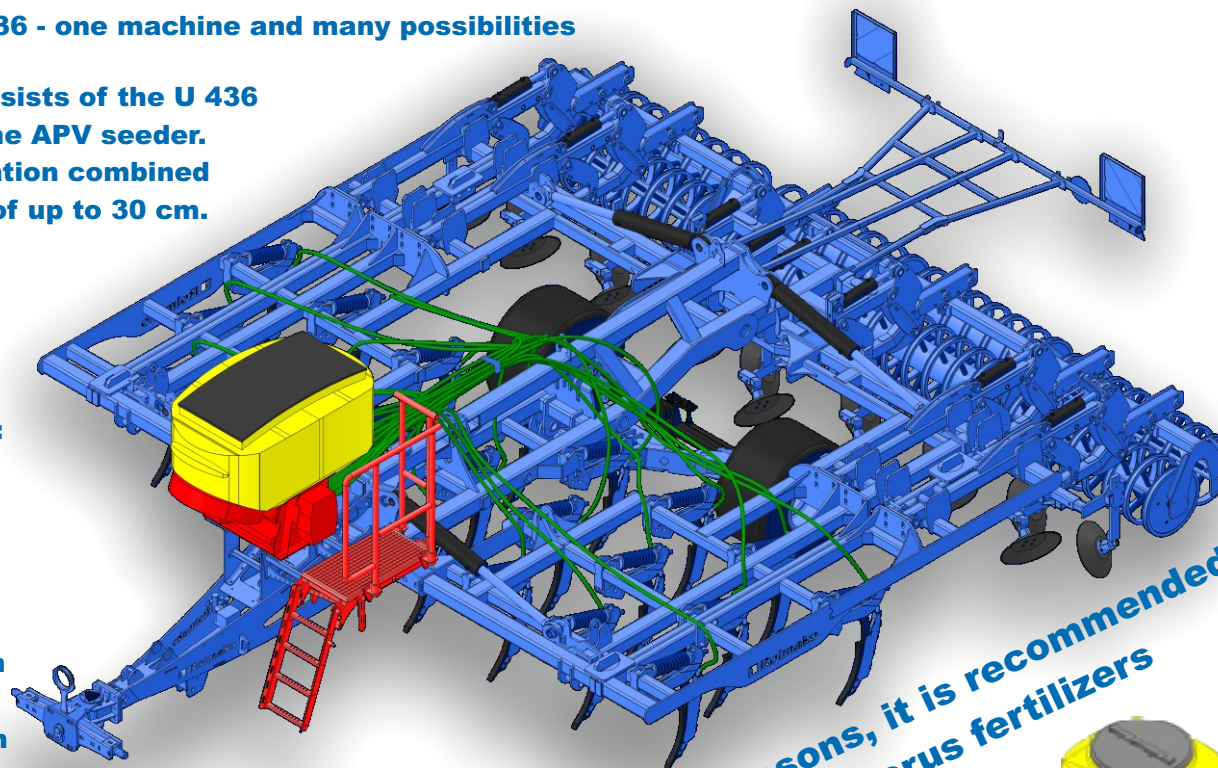
The fertilizer and crops combination consists of the U 436 multifunction tillage cultivator and the APV seeder. It enables simultaneous, deep cultivation combined with spreading fertilizers to a depth of up to 30 cm.

3 variants of fertilizer coultur operation:

- the entire material is distributed shallowly; the fertilizer is mixed by the discs at a depth of 0-5 cm
- the entire material gets deep into the soil: the granules of fertilizer are mixed at a depth close to the cultivation level (up to 30 cm)* - mixed sowing: part of the fertilizer is applied to a depth of 0-5 cm, the rest is close to the set cultivation parameters (up to 30 cm)*



*) in the variant with deep or partial reseeding, the fertilizer reaches a depth of 0-5 cm less in relation to the depth of cultivation (before the furrow closes, the fertilizer falls to its bottom). On sandy soils, the furrow will close quicker and the effective depth of sowing the fertilizer will be about 5 cm smaller than the depth of cultivation.

**APV models:**

- PS 120 M1 D
- PS 200 M1 D
- PS 300 M1 D
- PS 500 M2 D
- PS 800 M1 D

For agronomic reasons, it is recommended to spread phosphorus fertilizers

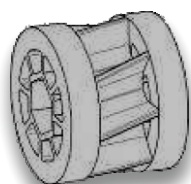
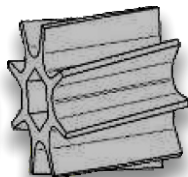
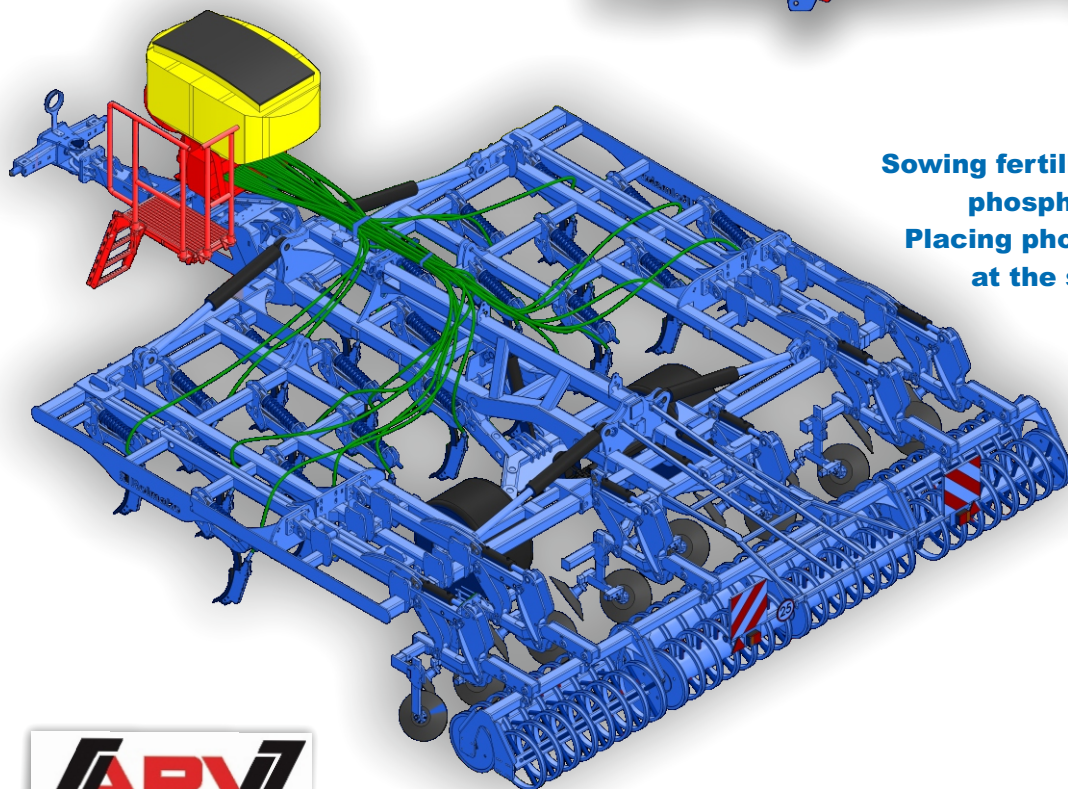
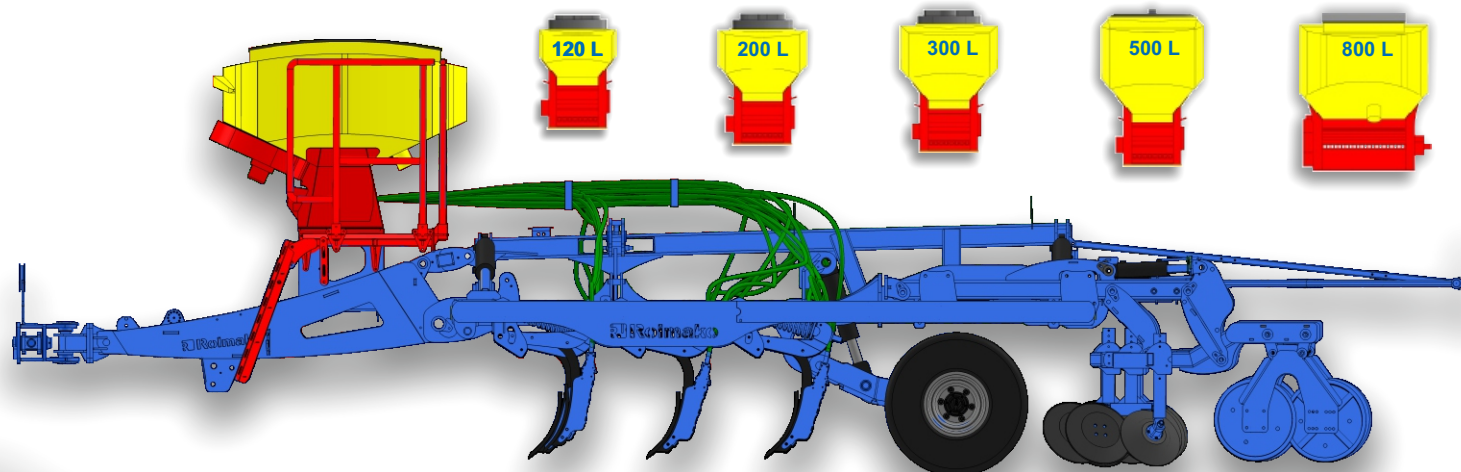


More about fertilizer seeders at www.rolmako.com/apven.pdf



Cultivator for ploughless tillage with fertilizer spread into the soil

www.rolmako.com

Spreading rollers for fertilizer**Flex20****Flex40**

Sowing fertilizer during a cultivator operation is particularly beneficial when sowing phosphate fertilizers which are characterized by low mobility in the soil. Placing phosphorus fertilizers a few/several centimetres below the sowing seeds at the same time favourably affects the development of the root system without disturbing the germination process.

The fertilizer coulter is only available in combination with AgriFlex tine equipped with 40 mm narrow chisel (standard chisel is 80 mm wide).

Lower resistance to the machine in combination with simultaneous fertilization make the cultivation more economically justified.



**When spreading fertilizer, use APV FLEX 20 or FLEX 40 seeding rollers.
It is worth mentioning, the seeder is a fully functioning aftercrop sowing device.**